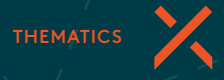




**ARMR LN**

IE000JCW3DZ3

# Global X Defence Tech UCITS ETF



A fund that seeks to invest in companies that appear positioned to benefit from the increased adoption and utilisation of defence technology ("Defence Tech").

For Professional Investors only.

Mounting geopolitical challenges, rapid economic deglobalisation, and the increasing use of advanced technology in defence and national security are among the factors driving a surge in military and defence spending. By 2030, forecasts suggest that global military and defence spending will grow nearly 40%, surpassing \$3.3 trillion (USD)<sup>1</sup>. However, the allocation of these funds is shifting rapidly. Significant portions are expected to be allocated towards artificial intelligence (AI), cybersecurity, drones, and other defence technologies. It is believed that this marks the beginning of a transformative era for the entire defence industry.

It is possible that businesses and solutions providers across the value chain could benefit, including large military contractors with domain knowledge, suppliers of emerging components and hardware, and suppliers of defence-specific security software. It is believed that this secular growth opportunity may offer exposure to a compelling macro trend rooted in innovation. ARMR LN seeks to provide a focused exposure to leading companies in defence technologies, cybersecurity, and advanced military systems and hardware.

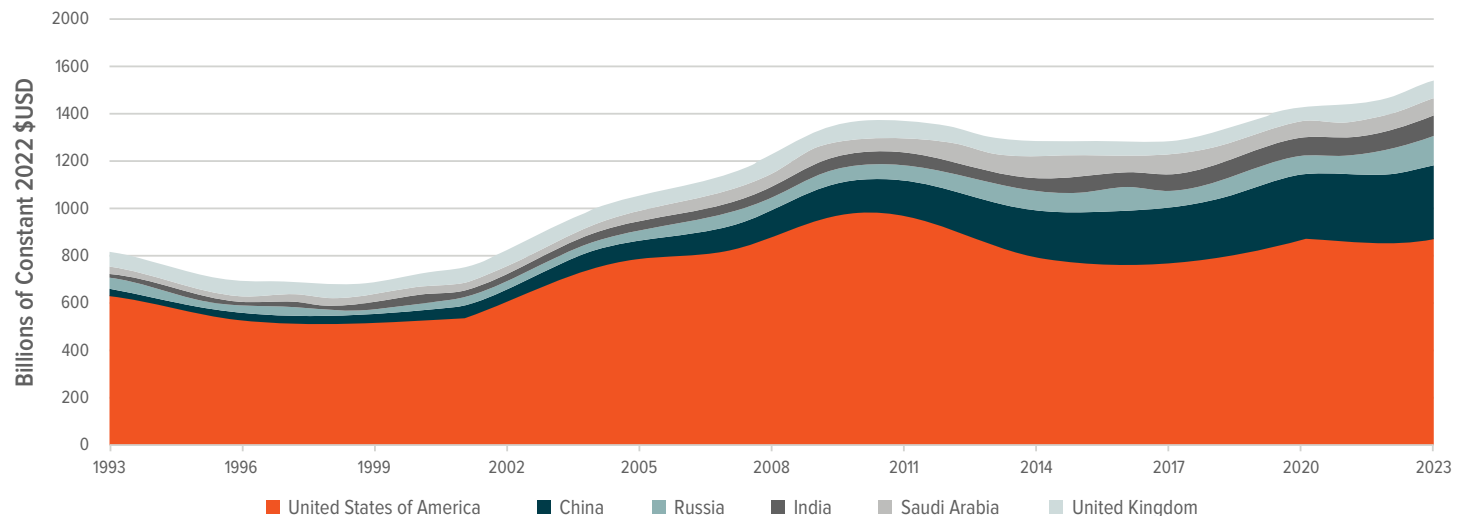
## DID YOU KNOW?

- Since 2020, military spending growth accelerated by about 4x to 4.4% Year-over-Year (YoY) a Compound Annual Growth Rate (CAGR)<sup>2</sup>.
- Increasing investment in AI startups by defence companies enabled the market to reach \$9.23 bn (USD) in 2023<sup>3</sup>
- In 2024, two-thirds of NATO Allies are expected to meet or exceed the target of investing at least 2% of GDP in defence, compared to only three Allies in 2014<sup>4</sup>.
- 74% of cybersecurity professionals in the defence sector have reported an increase in cyberattacks targeting critical infrastructure and military systems<sup>5</sup>. This highlights the escalating threat and emphasis of cyber warfare on essential national security assets.

## TOP SIX COUNTRIES BY MILITARY EXPENDITURES FROM 1992 TO 2023 (IN CURRENT \$USD PRICES)

Source: Global X ETFs with information derived from Stockholm International Peace Research Institute (2024). SIPRI Military Expenditure Database.

Note: The top six countries were those with the highest defence spending from 2019 to 2023.



There is no guarantee that any trends observed in this material will continue. Any views and opinions are based on current market conditions and subject to change.



**FUND DETAILS**

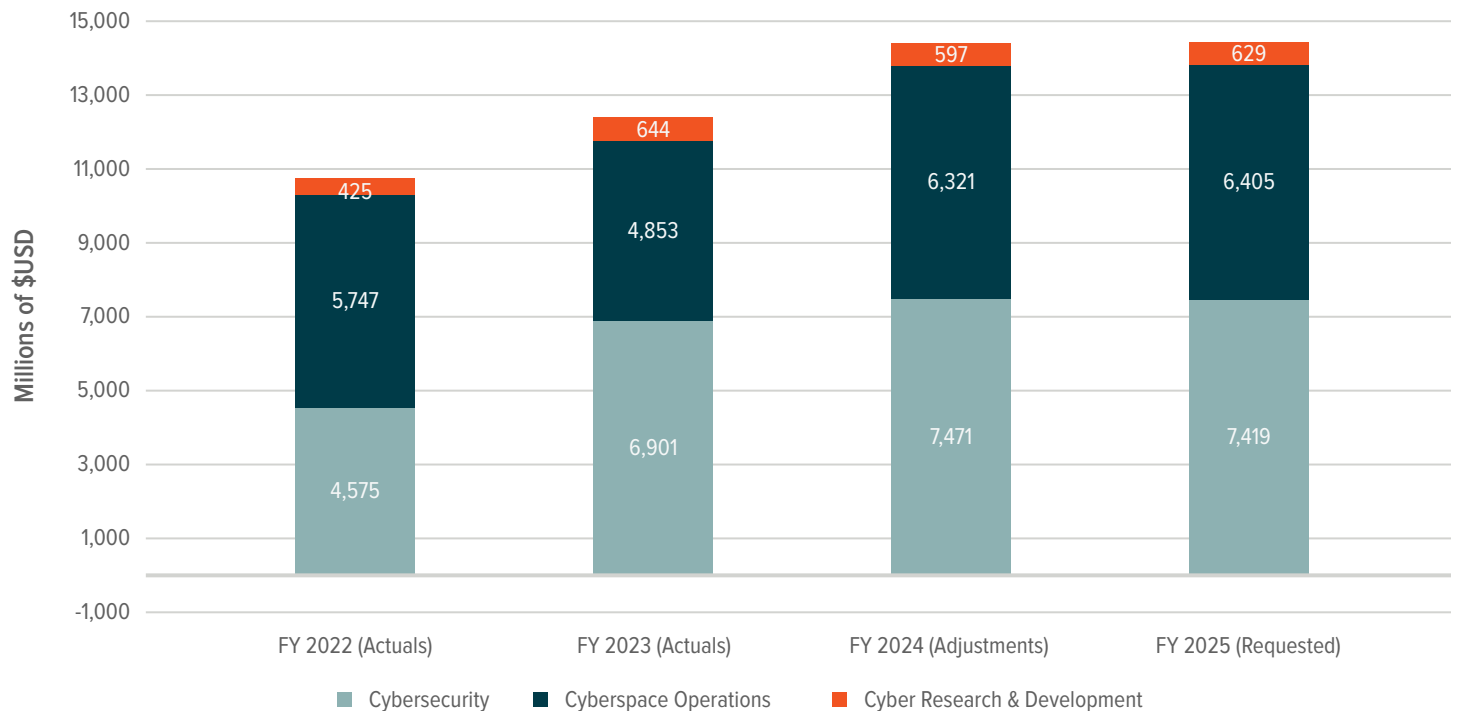
Inception Date	10 September 2024
Total Expense Ratio	0.50%
Ongoing Charges	0.50%
Primary ISIN	IE000JCW3DZ3
Primary Ticker	ARMR LN
SFDR Classification	Article 6
Underlying Index	Mirae Asset Defence Tech Index

**FUND INVESTMENT APPROACH**

- The Global X Defence Tech UCITS ETF (ARMR LN) seeks to invest in companies that appear poised to benefit from technology, services, systems, and hardware that cater to the local and/or national security, defence, and military sectors.
- The Index consists of securities classified as a Defence Tech Company or “pure play”. These companies must derive at least 50% of their revenues from one or more of the core businesses of the sub-themes in aggregate.
- The sub-themes include Cybersecurity, Defence Technology and Advanced Military and Hardware.
- The final index will include up to the top 50 pure-play companies, ranked by their market capitalisation.
- Index components are subject to a maximum weight of 8%.
- Components are rebalanced semi-annually.

**DEPARTMENT OF DEFENCE BUDGET FOR CYBERSPACE ACTIVITIES FY 2025**

Source: Global X ETFs U.S. Department of Defense. (2024, May). Department of Defense Information Technology and Cyberspace Activities FY 2025 Budget Overview.



Prospectuses and Key Investor Information Documents (KIID) for this ETF are available in English at [www.globalxetfs.eu/funds/armr/](http://www.globalxetfs.eu/funds/armr/)  
 For more information on the Index, please visit [Mirae Asset's](http://Mirae Asset's website) website.



## Sources:

<sup>1</sup> Forecasts made by Global X, assuming a consistent 4.2% Compound Annual Growth Rate (CAGR) through 2030 and data from Stockholm International Peace Research Institute (2023, April). Trends in World Military Expenditure, 2022.

<sup>2</sup> Stockholm International Peace Research Institute. (2023, April). Trends in World Military Expenditure, 2022.

<sup>3</sup> Defence Industry Outlook, 2024

<sup>4</sup> NATO, April 2024

<sup>5</sup> Accenture Third Annual State of Cyber Resilience Report, February 2020

## Disclosures

The Global X UCITS ETFs are regulated by the Central Bank of Ireland.

This is a marketing communication. Please refer to the relevant prospectus, supplement, and the Key Information Document (“KID”) of the relevant UCITS ETFs before making any final investment decisions. Investors should also refer to the section entitled “Risk Factors” in the relevant prospectus of the UCITS ETFs in advance of any investment decision for information on the risks associated with an investment in the UCITS ETFs, and for details on portfolio transparency. The relevant prospectus and KID for the UCITS ETFs are available in English at [www.globalxetfs.eu/funds](http://www.globalxetfs.eu/funds).

Investment in the UCITS ETFs concern the purchase of shares in the UCITS ETFs and not in a given underlying asset such as a building or shares of a company, as these are only the underlying assets that may be owned by the UCITS ETFs.

A UCITS ETF's shares purchased on the secondary market cannot usually be sold directly back to a UCITS ETF. Investors must buy and sell shares on a secondary market with the assistance of an intermediary (e.g. a stockbroker) and may incur fees for doing so. In addition, investors may pay more than the current net asset value when buying shares and may receive less than the current net asset value when selling them. Changes in exchange rates may have an adverse effect on the value price or income of the UCITS ETF. Past performance of a UCITS ETF does not predict future returns. Future performance is subject to taxation which depends on the personal situation of each investor, and which may change in the future. Neither past experience nor the current situation are necessarily accurate guides to the future growth in value or rate of return of a UCITS ETF. Investment may be subject to sudden and large falls in value, and, if it is the case, the investor could lose the total value of the initial investment. Income may fluctuate in accordance with market conditions and taxation arrangements. The difference at any one time between the sale and repurchase price of a share in the UCITS ETF means that the investment should be viewed as medium term to long term.

Any investment in a UCITS ETF may lead to a financial loss. The value of an investment can reduce as well as increase and, therefore, the return on the investment will be variable. Global X ETFs ICAV is an open-ended Irish collective asset management vehicle issuing under the terms of its prospectus and relevant supplements as approved by the Central Bank of Ireland and is the issuer of certain of the ETFs where stated.

Global X ETFs ICAV II is an open-ended Irish collective asset management vehicle issuing under the terms of its prospectus and relevant supplements as approved by the Central Bank of Ireland and is the issuer of certain of the ETFs where stated.

Communications issued in the European Union relating to Global X UCITS ETFs are issued by Global X Management Company (Europe) Limited (“GXM Europe”) acting in its capacity as management company of Global X ETFs ICAV. GXM Europe is authorised and regulated by the Central Bank of Ireland. GXM Europe is registered in Ireland with registration number 711633.

Communications issued in the United Kingdom and Switzerland relating to Global X UCITS ETFs are issued by Global X Management Company (UK) Limited (“GXM UK”), which is authorised and regulated by the Financial Conduct Authority. The registered office of GXM UK is 77 Coleman St, London EC2R 5BJ. Information about GXM UK can be found on the Financial Services Register (register number 965081).

### Information for Investors in the United Kingdom

Please refer to the relevant prospectus, supplement, and the Key Investor Information Document (“KIID”) of the relevant UCITS ETFs before making any final investment decisions. These are available in English at [www.globalxetfs.eu](http://www.globalxetfs.eu). The Financial Ombudsman Service is unlikely to consider complaints relating to the ETF and any claims for losses relating to the manager and the Depositary of the ETF are unlikely to be covered under the Financial Services Compensation Scheme.

### Information for Investors in Switzerland

This is an advertising document. The state of the origin of the fund is Ireland. In Switzerland, the representative is 1741 Fund Solutions AG, Burggraben 16, CH-9000 St.Gallen. The paying agent is Tellco Bank Ltd, Bahnhofstrasse 4, 6430 Schwyz. The prospectus, the key information documents, the articles of association as well as the annual and semi-annual reports may be obtained free of charge from the representative. Past performance is no indication of current or future performance. The performance data do not take account of the commissions and costs incurred on the issue and redemption of units.